





# U.S. - China

## Young Physicists Forum

---

February 28 - March 1, 2015  
San Antonio, Texas



# U.S. – China Young Physicists Forum

## Advisory Committee Members

### China

**Professor Wei Bao**, Chief Scientist, Laboratory of Condensed Matter Physics  
Renmin University of China

**Professor Xi Chen**, Chair, Department of Physics  
Tsinghua University

**Professor Xi Dai**, Assistant Director, Institute of Physics  
Chinese Academy of Sciences

**Professor Jianxin Li**, Dean, School of Physics  
Nanjing University

**Professor Jian Shen**, Chair, Department of Physics  
Fudan University

**Professor Xincheng Xie**, Dean of Physics School  
Peking University

**Professor Zhenyu Zhang**, University of Science and Technology of China

### United States

**Dr. Ercan Alp**, Argonne National Laboratory,

**Professor Gang Cao**, Department of Physics and Astronomy  
University of Kentucky

**Professor E. Dan Dahlberg**, School of Physics and Astronomy  
University of Minnesota

**Dr. Amy Flatten**, Director of International Affairs  
American Physical Society

**Professor Laura H. Greene**, Department of Physics and Materials Research Laboratory  
University of Illinois at Urbana-Champaign

**Professor Arthur Ramirez**, University of California-Santa Cruz

**Dr. Mu Wang**, Associate Editor, Physical Review Letters (PRL)  
Outreach Coordinator for APS Journals in China

### We also gratefully acknowledge

**Michele Irwin**, International Programs Administrator, American Physical Society

**Vinaya Sathyasheelappa**, Senior Meeting Planner, American Physical Society

**The Division of Condensed Matter Physics**, APS

**The Division of Materials Physics**, APS

**Saturday, February 28, 2015**

- 8:30-9:00**      **Registration & Continental Breakfast (Room 201, Convention Center)**
- 9:00-9:20**      **Welcoming Remarks**  
 Dr. Kate Kirby, Chief Executive Officer, American Physical Society  
 Dr. Qikun Xue, Executive Council, Chinese Physical Society  
 Dr. Li Lu, Executive Council, Chinese Physical Society
- 9:20-9:30**      **Introductions & Orientation**  
 Dr. Amy Flatten, Director of International Affairs, American Physical Society
- 9:30-10:30**      **Plenary Session – I (Room 201)**  
**A. Patterning Electronic States in Complex Oxides: A New Avenue Towards Designer’s Materials**  
 Prof. Jian Shen, Department of Physics, Fudan University  
**B. Magnetic Reversal in Stadium Shaped Particles**  
 Prof. E. Dan Dahlberg, School of Physics and Astronomy, University of Minnesota
- 10:30-11:00**      **Coffee Break**
- 11:00-12:30**      **Parallel Sessions - I (Student Speakers)**  
 A. Condensed Matter Physics (**Room 202 B**)  
 B. Materials Physics, Condensed Matter Physics, Other (**Room 203 A**)  
 C. Materials Physics, Condensed Matter Physics, Other (**Room 203 B**)
- 12:30-1:30**      **Box Lunch (Room 202 A)**
- 1:30-3:00**      **Publishing in Peer Reviewed Journals: The Basics of Writing a Good Manuscript (Room 201)**  
 Prof. Laura H. Greene, Department of Physics and Materials Research Laboratory, University of Illinois at Urbana-Champaign  
 Vice-President, American Physical Society
- 3:00-5:00**      **Panel Session on Careers Outside of Academia in the U.S. and China (Room 201)**  
 Moderator: Dr. Steven Lambert, Industrial Physics Fellow, American Physical Society  
 Prof. Kai-li Jiang, Department of Physics, Tsinghua University  
 Dr. Chris Keener, HGST, a Western Digital company  
 Prof. Yalin Lu, Department of Materials Science and Engineering, University of Science and Technology of China  
 Dr. John Rodriguez, Texas Instruments

# General Program

- 5:00-6:00**      **BREAK until evening events (poster set-up)**
- 6:00-7:30**      **Poster Session & Networking Reception (Bowie Foyer, Hyatt Hotel)**
- 7:30**              **Banquet & photos (Bowie Room, Hyatt Hotel)**

Remarks by:

**Dr. Sam Aronson**, President, American Physical Society

**Dr. Qikun Xue**, Executive Council, Chinese Physical Society

## Sunday, March 1, 2015

- 8:30-9:00**      **Continental Breakfast**
- 9:00-10:00**      **Plenary Session - II (Room 201)**
- A. Atomic Level Control of Quantum Material Growth: From Quantized Anomalous Hall Effect to Interface Enhanced High Temperature Superconductivity**  
**Dr. Qikun Xue**, Tsinghua University  
Executive Council, Chinese Physical Society
- B. Physical Constraints on the T<sub>c</sub> of Superconductors**  
**Prof. Malcolm Beasley**, Stanford University  
Past-President, American Physical Society
- 10:00-11:30**      **Parallel Sessions – II (Student Speakers)**
- A. Condensed Matter Physics (Room 202 B)**  
**B. Materials Physics, Condensed Matter Physics, Other (Room 203 A)**  
**C. Materials Physics, Condensed Matter Physics, Other (Room 203 B)**
- 11:30-12:30**      **Panel Discussion on Life as a Graduate Student in China and the United States (Room 201)**
- 12:30-2:00**      **Networking Lunch (Room 202 A)**
- Remarks by:  
**Prof. Malcolm Beasley**, Past-President, American Physical Society  
**Prof. Jian Shen**, Department of Physics, Fudan University
- After Lunch**      **APS March Meeting Registration**  
U.S.-China Young Physicists Forum participants may use this time to register and pick up their materials for the 2015 March Meeting that will begin on Monday.

**Saturday, February 28, 2015**

**Session I.A: Condensed Matter Physics (Room 202 B)**

- 11:00 – 11:15 A-1: **Jin-Ke Bao**, Zhejiang University  
Exploring New Superconductivity in Antiferromagnetic Compounds by Chemical Doping
- 11:15 – 11:30 A-2: **Saicharan Aswartham**, University of Kentucky  
Synthesis and Physical Properties of Iron Based Superconductors
- 11:30 – 11:45 A-3: **Hao Ding**, Tsinghua University  
Interface-Induced High-Temperature Superconductivity in FeSe/TiO<sub>2</sub>(001) Heterostructure
- 11:45 – 12:00 A-4: **Hamilton Carter**, Texas A&M University  
Experimental Probe of Ionizing Radiation from Superconductors Predicted by the Hole Theory of Superconductivity
- 12:00 – 12:15 A-5: **Hongli Guo**, University of Science and Technology of China  
Polar-nonpolar Oxide Heterostructures for Photocatalysis
- 12:15 – 12:30 A-6: **Eteri Svanidze**, Rice University  
Ti<sub>1-x</sub>Au<sub>x</sub> Alloys: Hard Biocompatible Metals and Their Possible Applications

**Session I.B: Materials Physics, Condensed Matter Physics, Other (Room 203 A)**

- 11:00 – 11:15 B-1: **Trevor Keiber**, University of California, Santa Cruz  
An EXAFS Study of the Local Distortions in Thermoelectric Clathrates
- 11:15 – 11:30 B-2: **Mingqiang Gu**, Nanjing University  
Controlling the Dimensionality of the Octahedra Network in SrRuO<sub>3</sub>/SrTiO<sub>3</sub> Superlattice
- 11:30 – 11:45 B-3: **Kyle McElhinny**, University of Wisconsin - Madison  
Mapping Nano Scale Phonons in Three Dimensions Via X-ray Thermal Diffuse Scattering
- 11:45 – 12:00 B-4: **Tao Jiang**, Fudan University  
Interplay of Spin, Valley and Layer Pseudospins in Folded MoS<sub>2</sub> Bilayers

## Parallel Sessions

- 12:00 – 12:15 B-5:** Junhao Lin, Vanderbilt University  
Vacancy-induced Formation and Growth of Inversion Domains in Transition-metal Dichalcogenide Monolayer
- 12:15 – 12:30 B-6:** Yijun Yu, Fudan University  
Tantalum Disulfide Ionic Field-Effect Transistors

### Session I.C: Materials Physics, Condensed Matter Physics, Other (Room 203 B)

- 11:00 – 11:15 C-1:** Samuel Markson, University of Connecticut  
Pathways to Heavy Rydberg States
- 11:15 – 11:30 C-2:** Shangchi Jiang, Nanjing University  
Controlling the Polarization State of Light with a Dispersion-Free Metastructure
- 11:30 – 11:45 C-3:** Travis Scholten, University of New Mexico  
Physics for Computation: Using Novel Devices to Solve Hard Problems
- 11:45 – 12:00 C-4:** Chong Sheng, Nanjing University  
Trapping Light by Mimicking Gravitational Lensing
- 12:00 – 12:15 C-5:** Shengtao Wang, University of Michigan - Ann Arbor  
Quantized Electromagnetic Response of Three-Dimensional Chiral Topological Insulators
- 12:15 – 12:30 C-6:** Xiangkun Xu, University of Science and Technology of China  
Experimental Observing Non-Markovianity of Quantum Evolution with Entanglement in Solid State System

## Sunday, March 1, 2015

### Session II.A: Condensed Matter Physics (Room 202 B)

- 10:00 – 10:15 A-1:** Defa Liu, Chinese Academy of Sciences  
Electron Structure of FeSe/STO Film Revealed by ARPES
- 10:15 – 10:30 A-2:** Jasminka Terzic, University of Kentucky  
Magnetism and Anisotropy of Ir<sup>5+</sup> Based Double Perovskites Sr<sub>2</sub>CoIrO<sub>6</sub> and Sr<sub>2</sub>FeIrO<sub>6</sub>
- 10:30 – 10:45 A-3:** Yafei Ren, University of Science and Technology of China  
Single-Valley Engineering in Graphene Superlattices
- 10:45 – 11:00 A-4:** Hilary Hurst, University of Maryland, College Park  
Charged Skyrmions on the Surface of a 3D Topological Insulator

## Parallel Sessions

- 11:00 – 11:15 A-5:** **Tong Zhou**, Fudan University  
**Controlled Formation of GeSi Nanostructures on Pillar-Patterned Si Substrates**
- 11:15 – 11:30 A-6:** **Jinchen Wang**, Joint PhD Program: University of Kentucky/Renmin University of China  
**Lattice-Tuned Magnetism of Ru<sup>4+</sup>(4d<sup>4</sup>) Ions in Single Crystals of the Layered Honeycomb Ruthenates**

### Session II.B: Materials Physics, Condensed Matter Physics, Other (Room 203 A)

- 10:00 – 10:15 B-1:** **Yanming Che**, Zhejiang University  
**Effects of Nonmagnetic Impurities Throughout the BCS-BEC Crossover**
- 10:15 – 10:30 B-2:** **Feng Junya**, Institute of Physics, Chinese Academy of Sciences  
**Large Linear Magnetoresistance in Dirac Semi-Metal Cd<sub>3</sub>As<sub>2</sub> with Fermi Surfaces Close to the Dirac Points**
- 10:30 – 10:45 B-3:** **Jesse Crossno**, Harvard University  
**Graphene Thermal Transport Studies via Radio-Frequency, Cross-Correlated Johnson Noise Thermometry**
- 10:45 – 11:00 B-4:** **Zibo Wang**, International Center for Quantum Materials, Peking University  
**Building Topological Device Through Emerging Robust Helical Surface States**
- 11:00 – 11:15 B-5:** **Shafat Mubin**, Pennsylvania State University  
**Forces and Dynamics in Aromatic Overlayers on Metal Surfaces**
- 11:15 – 11:30 B-6:** **Xiangzhi Meng**, International Center for Quantum Materials, Peking University  
**Direct Visualization of Concerted Proton Tunneling in a Water Nanocluster**

### Session II.C: Materials Physics, Condensed Matter Physics, Other (Room 203 B)

- 10:00 – 10:15 C-1:** **Wei Qin**, University of Science and Technology of China  
**Persistent Ferromagnetism and Topological Phase Transition at the Interface of a Superconductor and a Topological Insulator**
- 10:15 – 10:30 C-2:** **Yilin Wang**, Institute of Physics, Chinese Academy of Sciences  
**Interaction-induced Quantum Anomalous Hall Phase in (111) Bilayer of LaCoO<sub>3</sub>**
- 10:30 – 10:45 C-3:** **Joshua Gild**, Rochester Institute of Technology  
**Physical Character and Morphology of Platinum Nanocrystals on Strontium Titanate**

## Parallel Sessions

- 10:45 – 11:00 C-4:** **Hu Miao**, Institute of Physics, Chinese Academy of Sciences  
**Spin Fluctuation Induced Non-Fermi Liquid with Suppressed Superconductivity in  $\text{LiFe}_{1-x}\text{Co}_x\text{As}$**
- 11:00 – 11:15 C-5:** **Sepideh Razavi**, City College of New York  
**Interfacial Behavior of Colloidal Particles: Impact of Particle Hydrophobicity and Amphiphilicity**
- 11:15 – 11:30 C-6:** **Lingna Wu**, Tsinghua University  
**Tunable Spin Orbit Coupling for Spin-1 Atoms with an Oscillating Gradient Magnetic Field**



- P.1:** Xiaoyu Dong, Tsinghua University  
Electrically Tunable Multiple Dirac Cones in Thin Films of  $(\text{LaO})_2(\text{SbSe}_2)_2$  Family of Materials
- P.2:** Matthew Daniels, Carnegie Mellon University  
Spin-transfer Torque Induced Spin Waves in Antiferromagnetic Insulators
- P.3:** Yongping Du, Nanjing University  
Dirac and Weyl Semimetal in XY Bi ( $X=\text{Ba}, \text{Eu}; Y=\text{Cu}, \text{Ag}$  and Au)
- P.4:** Cacie Hart, Towson University  
Structural and Electrical Properties of Electron-Doped Calcium Manganese Oxide Thin Films
- P.5:** Tingxin Li, Peking University  
Ultra Low Temperature Measurements of the Conductance of Helical Edge States in As/GaSb 2D Topological Insulator
- P.6:** Victoria R. Kortan, University of Iowa  
spds\* Tight-Binding Model for Exchange Interaction Between Transition Metal Dopants in Diamond and SiC spds\*
- P.7:** Yanfei Zhao, Peking University  
Quantum Transport in Topological Insulator Heterostructure
- P.8:** Tian Liang, Princeton University  
Ultrahigh Mobility and Giant Magnetoresistance in the Dirac Semimetal  $\text{Cd}_3\text{As}_2$
- P.9:** Xiaoming Zhang, Institute of Physics, Chinese Academy of Sciences  
The Observation of Reentrant Strain Glass Behavior in Ferroelastic-Martensitic System
- P.10:** Sean Wagner, Michigan State University  
Tailoring Organic Molecular Growth Towards Highly Ordered Thin Films on Si Surfaces
- P.11:** Qiong Zhu, Zhejiang University  
Critical Exponent of Integer Quantum Hall Plateau Transitions -- Disordered Hofstadter Model Calculation
- P.12:** Aitian Chen, Tsinghua University  
Electric-field Manipulation of Magnetization Rotation and Tunneling Magnetoresistance of Magnetic Tunnel Junctions at Room Temperature
- P.13:** Derek Vigil-Fowler, University of California, Berkeley  
Scattering, Lifetimes, and Mean Free Paths for Materials Design from the ab Initio GW Approximation

## Poster Session

- P.14:** **Fang Yang**, Shanghai Jiao Tong University  
**Spatial and Energy Distribution of Topological Edge States in Single Bi(111) Bilayer**
- P.15:** **Nazir Hossain**, University of South Dakota  
**Design of a Cryostat for HPGe Detector Characterization**
- P.16:** **Jason Marmon**, University of North Carolina at Charlotte  
**Intrinsic and Extrinsic Effects on Electron-Phonon Coupling Strength in Individual ZnTe Nanowires**
- P.17:** **Shengxi Huang**, Massachusetts Institute of Technology  
**Probing the Interlayer Coupling of Twisted Bilayer MoS<sub>2</sub> Using Photoluminescence Spectroscopy**
- P.18:** **Ivy Krystal Jones**, Hampton University  
**Material Preparation, Spectroscopic Analysis, and Cross-Section Modeling of Pr<sup>3+</sup>:PbCl<sub>2</sub> for 1.6 μm Gain Media Application**
- P.19:** **Lei Wang**, Beijing Normal University  
**Effective Spin Mixing Conductance of the Au|CoFe<sub>2</sub>O<sub>4</sub> Interface by Damping Method**
- P.20:** **Clarissa Vazquez Colon**, University of Texas at San Antonio  
**Single-crystal-like BaTiO<sub>3</sub>//SrTiO<sub>3</sub> Multilayered Thin Films on Polycrystalline Ni Metal Tapes for Structural Health Monitoring Applications**
- P.21:** **BenMaan Jawdat**, University of Houston  
**Superconductivity at 600 mK in a Novel Ternary Platinum Phosphide SrPt<sub>6</sub>P<sub>2</sub>**
- P.22:** **Likai Li**, Fudan University  
**High Mobility 2D Electron Gas in Black Phosphorus**
- P.23:** **Edward Lee**, Cornell University  
**Statistical Mechanics of the U.S. Supreme Court**
- P.24:** **Tao Qu**, University of Minnesota-Twin Cities  
**Kambersky Damping in L<sub>10</sub> Magnetic Materials of Ordered and Disordered States with Substitutional Defects**

**Saturday, February 28**

### Plenary Session – I

**Prof. Jian Shen**, Department of Physics, Fudan University

#### **Patterning Electronic States in Complex Oxides: A New Avenue Towards Designer's Materials**

The development of nanofabrication methods has been the key to success of nanoscience and nanotechnology. Conventional nanofabrication is accomplished by spatial confining structures into nanoscale following the designed patterns. In stark contrast, electronic nanofabrication is done by patterning electronic states of a material system in real space without actual removal of materials. This can only be applied to strongly correlated systems which energetically favor co-existence of electronic phases. In this work, we show that ferromagnetic metallic domains can be patterned in antiferromagnetic insulating matrix in manganites systems using localized magnetic and electric fields, and newly observed edge states. This approach allows us to control the physical properties of the system in a desired manner.

**Prof. E. Dan Dahlberg**, School of Physics and Astronomy, University of Minnesota

#### **Magnetic Reversal in Stadium Shaped Particles**

I will discuss the magnetic reversal in stadium shaped particles on the order of hundreds of nanometers wide and about twice that in length; the magnetic fields are applied perpendicular to the long axis. The reversal was studied using magnetic force microscopy (MFM) to study the reversal. In general a small aspect ratio stadium (length to width ratio) magnetization reverses by the formation of a single vortex and its propagation down the length of the stadium. The larger aspect ratio stadia are much more interesting and have given us two major surprises. The first is the discovery of the importance of vortex-antivortex pair creation and annihilation in the magnetic reversal in larger aspect ratio stadia; similar to the importance of virtual particles in many other physical processes. The second is our observation of an asymmetry in the vortex-antivortex annihilation due to conservation of skyrmion number. First I will present a very elementary introduction to micromagnetics research which includes a hands on demonstration of MFM.

*Supported by ONR and the University of Minnesota MRSEC.*

### Special Session

**Prof. Laura H. Greene**, Department of Physics and Materials Research Laboratory, University of Illinois at Urbana-Champaign; Vice-President, American Physical Society

#### **Publishing in Peer Reviewed Journals: The Basics of Writing a Good Manuscript**

This will be an interactive session to help in the understanding of how to successfully publish your research in peer-reviewed journals. I will stress the basics that are required by you as an author, including striving for perfection in the written language, choosing an appropriate journal, authorship, and that you should expect to be rejected and then re-submit, which helps demonstrate the importance of the peer review process. I will also discuss the editing process from the side of the journal. A major component of this workshop will be my presentation of what I have found to be the best procedure for writing a clear and successful scientific paper.

## Invited Speakers

### Panel Session: Careers Outside of Academia in the U.S. & China

#### Speakers:

**Prof. Kai-li Jiang**, Department of Physics, Tsinghua University

Kai-li Jiang received his bachelors, masters and Ph.D degrees from Tsinghua University, Beijing, China. He was appointed as an assistant professor at Tsinghua University in 1998, and became a full professor of Physics Department at the same university in 2008. His group focuses on the growth mechanisms, controlled synthesis, physical properties and applications of carbon nanotubes.

**Dr. Chris Keener**, Hitachi Global Storage Technologies

Chris Keener holds a Ph.D. in Physics from University of Illinois at Urbana-Champaign, where he researched electrical noise in magnetic thin films. After completing a postdoc in high temperature superconductivity, he began in 1997 to work on magnetic recording heads for hard disk drives at HGST, a Western Digital co, in San Jose, CA. Chris designed read heads, then managed engineers who focused on data analysis and design optimization for heads. He moved his family to China for 6 years, serving as director of test engineering, product engineering, program management and failure analysis, where he developed a series of engineering training classes, and returned to San Jose in 2010, where he worked in research, program management, and recently in hard drive development and product support.

**Prof. Yalin Lu**, Department of Materials Science and Engineering, University of Science and Technology of China

Dr. Yalin Lu is currently a Full Professor of the University of Science and Technology of China (USTC), P. R. China. He is now the Deputy Director of National Hefei Science Center, Director of National Synchrotron Radiation Laboratory, and Director of CAS Key Laboratory of Materials for Energy Conversion.

Dr. Lu owned his PhD in Physics in 1991 from Nanjing University, P. R. China. Since 1996, he has been a Visiting Professor in Lawrence Berkeley National Laboratory (1996-1998), a Research Professor in Electrical Engineering in Tufts University (1998-2000) and a Sr. Physicist in Physics in US Air Force Academy (2003-2012). He joined USTC in 2012, and his research group in USTC works on materials for energy conversion, long wavelength optics and associated materials, and complex oxides materials for quantum physics.

Dr. Lu also owns an interesting industrial career. He was an entrepreneur for three companies, and as a co-founder, one of them was merged with Corning Inc. He was then a R&D Manager in Corning Inc. and a R&D Director of the Photonics Division in Thermo Electron Corp. during the period from 2000 to 2003. He also managed many Air Force research programs, and acted as the Principle Investigator for many key projects including Multidisciplinary University Research Initiatives (MURI) and Broad Agency Announcement (BAA) programs.

Dr. Lu co-authored more than 180 publications and 4 book chapters, and owns more than 20 US and Chinese patents. He was the winner of the First Prize in China's top Natural Science Award (2006). His rich experience in academics, cutting edge researches, business and program management, and entrepreneur indicates a joyful career life.

**Dr. John Rodriguez**, Texas Instruments

John A. Rodriguez received the Ph.D. in electrical and computer engineering from Rice University in Houston, TX. Dr. Rodriguez is a Distinguished Member of the Technical Staff in Analog Technology Development at Texas Instruments in Dallas, where he researches the reliability physics of ferroelectric memory devices in advanced process technology. He has published or presented >40 papers and has been awarded 21 US patents. Dr. Rodriguez is a recipient of the 2002 IEEE Reliability Physics Symposium Outstanding Paper Award, the 2005 Electrical Over-Stress/Electrostatic Discharge Symposium Best Presentation Award and the 2012 Semiconductor Research Corporation Mahboob Khan Outstanding Industry Liaison Award. He received the Texas Instruments "Innovators in Action" Award in 2013 for his contributions to novel ultra-low-power circuits.

**Sunday, March 1**

## **Plenary Session – II**

**Dr. Qikun Xue**, Tsinghua University; Executive Council, Chinese Physical Society

### **Atomic Level Control of Quantum Material Growth: From Quantized Anomalous Hall Effect to Interface Enhanced High Temperature Superconductivity**

Molecular beam epitaxy (MBE) is a powerful technique for preparation of semiconductors and heterostructures, among which extremely high mobility two dimensional electron gas and multiple quantum well structure for cascade laser are two of the well-known examples. Combining MBE with scanning tunnelling microscopy (STM) and angle resolved photoemission spectroscopy (ARPES) can even push its power to an unprecedented level. In this talk, I would give an introduction to three techniques and present our MBE-STM-ARPES study of topological insulators and iron-based superconductors that have recently attracted extensive attention. I would first show how we can realize the quantized anomalous Hall effect by atomic-level control of band-engineered and magnetically doped topological insulators with MBE-STM-ARPES. I then show the advantage of such combination with interface enhanced high temperature superconductivity in single unit-cell FeSe films on SrTiO<sub>3</sub>. Implications on exploring other exotic quantum phenomena such as Majorana fermions in topological insulators and high temperature superconductivity will also be discussed.

**Prof. Malcolm R. Beasley**, Stanford University; Past-President, American Physical Society

### **Physical Constraints on the T<sub>c</sub> of Superconductors**

One of the great remaining questions in superconductivity is how high T<sub>c</sub> can be. In this talk, we discuss a universal physical constraint on the magnitude of T<sub>c</sub> that results due to phase fluctuations of the superconducting wave function. We conclude that room temperature superconductivity is possible and discuss what guidance these insights provide in the search for very high temperature superconductors.



**Session I.A: Condensed Matter Physics**

**Saturday, February 28 (Room 202 B)**

**I.A-1: Jin-Ke Bao, Zhejiang University**

**Exploring New Superconductivity in Antiferromagnetic Compounds by Chemical Doping**

Magnetism and superconductivity are closely related in unconventional superconductivity, like cuprates, iron pnictide and heavy fermion superconductors. So we try exploring new exotic superconductors in antiferromagnetic compounds. Here we did hole doping investigations on  $\text{BaMn}_2\text{As}_2$  by potassium [J. K. Bao et al., *Phys. Rev. B* 85, 144523 (2012)] and some recent efforts in other systems.  $\text{BaMn}_2\text{As}_2$  is isostructural to the superconducting parent compound  $\text{BaFe}_2\text{As}_2$ . However, the ground states of these two compounds are totally different.  $\text{BaMn}_2\text{As}_2$  is a checkerboard (G-type) antiferromagnetic insulator with a high  $T_N$  (625K) and ordered moment ( $3.9\mu_B/\text{Mn}$ ). Only a little potassium doping could make  $\text{Ba}_{1-x}\text{K}_x\text{Mn}_2\text{As}_2$  a metal. The behavior of temperature-dependent resistivity for  $\text{Ba}_{1-x}\text{K}_x\text{Mn}_2\text{As}_2$  changes with the potassium doping level, which may be due to the increasing interaction between electrons. Weak ferromagnetism appears in  $\text{Ba}_{1-x}\text{K}_x\text{Mn}_2\text{As}_2$  when the potassium doping level is high. However, the antiferromagnetism couldn't be completely suppressed even in the high potassium doping range, which makes it an interesting material to do research on the coexistence of itinerant electrons, weak ferromagnetism and antiferromagnetism. Besides, I will give a brief introduction to the recent efforts in other systems.

**I.A-2: Saicharan Aswartham, University of Kentucky**

**Synthesis and Physical Properties of Iron Based Superconductors**

In this contribution, I will present the important aspects of crystal growth and the influence of chemical substitution in Fe based superconductors. Using self-flux high temperature solution growth technique, large centimeter-sized high quality single crystals of  $\text{BaFe}_2\text{As}_2$  were grown. This pristine compound  $\text{BaFe}_2\text{As}_2$  undergoes structural and magnetic transition at 137 K. By suppressing this magnetic ordering and stabilizing tetragonal phase with chemical substitution, like Co-doping and Na-doping, bulk superconductivity is achieved. Superconducting transitions of as high as  $T_c = 34$  K with Na substitution and  $T_c = 25$  K with Co-doping were obtained. The Fermi surface of hole-doped  $\text{Ba}_{1-x}\text{Na}_x\text{Fe}_2\text{As}_2$  is to a large extent the same as the Fermi surface found for the K-doped sister compounds, suggesting a similar impact of the substitution of Ba by either K or Na. A combined electronic phase diagram has been achieved for both electron doping with Co and hole doping with Na in  $\text{BaFe}_2\text{As}_2$ .

**I.A-3: Hao Ding, Tsinghua University**

**Interface-Induced High-Temperature Superconductivity in  $\text{FeSe}/\text{TiO}_2(001)$  Heterostructure**

The recently discovered high transition temperature ( $T_c$ ) superconductivity at the interface of single unit-cell (UC)  $\text{FeSe}$  films on  $\text{SrTiO}_3(001)$  has generated considerable excitement [1], which may eventually lead to the discovery of a new family of high- $T_c$  superconductors at many different interfaces. In this talk, we will present our recent work on a new interfacial system with high- $T_c$  superconductivity, 1 UC  $\text{FeSe}$  films on anatase  $\text{TiO}_2(001)$ . By using molecular beam epitaxy (MBE) techniques, we have successfully prepared high-quality 1 UC  $\text{FeSe}$  films on anatase  $\text{TiO}_2(001)$  formed on  $\text{SrTiO}_3$ . In situ scanning tunneling spectroscopy (STS) reveals large superconducting gap ( $\Delta$ ) ranging from 17 meV to 22 meV, which is nearly one order of magnitude larger than  $\Delta = 2.2$  meV of bulk  $\text{FeSe}$  with  $T_c = 9.4$  K, indicating the signature of high- $T_c$  superconductivity. The superconductivity of this heterostructure system is further verified by imaging vortex lattice under external magnetic field. By examining the distinct properties of anatase  $\text{TiO}_2$  from  $\text{SrTiO}_3$ , as well as their influences on superconductivity, we will discuss about the possible pairing mechanism of this system. Our work demonstrates that interface engineering is a powerful way to fabricate new high- $T_c$  superconductors and investigate the mechanism of high- $T_c$  superconductivity. [1] Q.-Y. Wang et al., *Chin. Phys. Lett.* 29, 037402 (2012).



## Parallel Session Abstracts

**I.A-4:** **Hamilton Carter**, Texas A&M University

### **Experimental Probe of Ionizing Radiation from Superconductors Predicted by the Hole Theory of Superconductivity**

In 2007, Hirsch reported that the hole theory of superconductivity predicts the emission of ionizing radiation from superconductors as they transition (quench) from the superconducting to the normal state (J. Phys.: Condens. Matter 19, 125217 (2007)). An experiment has been constructed to test this prediction. A Pb sample is quenched to its normal state by a pulsed magnetic field with a magnitude everywhere greater than  $H_c$ , while a NaI scintillator is used to detect the ionizing photons. We will present the experimental design, and its limitations; report the experimental results, and discuss their implications.

**I.A-5:** **Hongli Guo**, University of Science and Technology of China

### **Polar-nonpolar Oxide Heterostructures for Photocatalysis**

The discovery of two-dimensional electron gas (2DEG) at the interface of polar LaAlO<sub>3</sub> (LAO) and non-polar SrTiO<sub>3</sub> (STO) open the research field of layered oxide heterostructures. In this study, we propose new application of oxide heterostructures for photocatalysis. We take a sandwich-like heterostructure STO/LAO/STO as an example and prove it to be a promising photocatalyst which is active for near-infrared light. Because the sandwiched LAO is polarized and generates a built-in electrostatic field, the valance band and conduction band locates on two opposite STO surfaces. First principles calculations prove that the band gap is reduced and the absorption of near-infrared to visible light is improved distinctly. Simultaneously, the built-in electric field in LAO accelerates the electrons and holes into opposite directions, preventing the recombination, and generates an electron doped surface and a hole doped STO surface, which could be used for H<sub>2</sub>O reduction and oxidation separately. Our study gives a new perspective into the applications of oxide heterostructures in solar energy conversion.

**I.A-6:** **Eteri Svanidze**, Rice University

### **Ti<sub>1-x</sub>Au<sub>x</sub> Alloys: Hard Biocompatible Metals and Their Possible Applications**

Itinerant and local moment magnetism have substantively different origins, and require distinct theoretical treatment. A unified theory of magnetism has long been sought after, and remains elusive, mainly due to the limited number of known itinerant magnetic systems. In the case of the two such examples discovered several decades ago, the itinerant ferromagnets ZrZn<sub>2</sub> and Sc<sub>3</sub>In, the understanding of their magnetic ground states draws on the existence of 3d electrons subject to strong spin fluctuations. Similarly, in Cr, an elemental itinerant antiferromagnet (IAFM) with a spin density wave (SDW) ground state, its 3d character has been deemed crucial to it being magnetic. Here we report the discovery of the first IAFM compound with no magnetic constituents, TiAu. Antiferromagnetic order occurs below a Neel temperature  $T_N = 36$  K, about an order of magnitude smaller than in Cr, rendering the spin fluctuations in TiAu more important at low temperatures. This new IAFM challenges the currently limited understanding of weak itinerant antiferromagnetism, while providing long sought-after insights into the effects of spin fluctuations in itinerant electron systems.



## Session I.B: Materials Physics, Condensed Matter Physics, Other

Saturday, February 28 (Room 203 A)

- I.B-1: Trevor Keiber**, University of California, Santa Cruz  
**An EXAFS Study of the Local Distortions in Thermoelectric Clathrates**  
Good thermoelectric materials simultaneously have a low thermal conductivity and moderate electrical conductivity. One way to achieve this is with structures where atoms have large amplitude, low frequency vibrations which lead to a low thermal conductivity. I have used Extended X-ray Absorption Fine Structure (EXAFS) to analyze filled skutterudites and clathrates systems which have a cage-like crystal structures filled with "rattler" atoms located near the center of the cages. I will present examples for each of these compounds and provide evidence for off center Ba displacement and buckling of the cage in the clathrate  $Ba_8Ga_{16}X_{30}$ ,  $X=Sn, Si$ . The disorder will lead to increased scattering for both phonons and electrons.
- I.B-2: Mingqiang Gu**, Nanjing University  
**Controlling the Dimensionality of the Octahedra Network in  $SrRuO_3/SrTiO_3$  Superlattice**  
Two dimensional (2D) systems in perovskites have been widely investigated by designing superlattices. We propose a way to control the dimensionality of the octahedra network in perovskite superlattices by selecting different substrate orientation and superlattice periods. Lower dimensionality like one-dimension (1D) and zero-dimension (0D) can be achieved. Taking  $SrRuO_3/SrTiO_3$  as an example, we demonstrate that the 1D structure is in a 1D Ising state, which is paramagnetic, while the 0D structure is ferromagnetic insulator with fully saturated magnetic moment on the Ru sites. New phenomena in the magnetic and electronic properties are observed, including large strain response, half-metallicity, and orbital-selective quantum confinement effects.
- I.B-3: Kyle McElhinny**, University of Wisconsin - Madison  
**Mapping Nano Scale Phonons in Three Dimensions Via X-ray Thermal Diffuse Scattering**  
Phonon engineering in nanostructures has emerged as a powerful technique for tuning thermal and electronic properties. However, progress had been limited by a lack of probes that combine sufficient momentum range to probe the entire three-dimensional phonon dispersion with sufficiently strong signals to study nanoscale volumes. It has been established that synchrotron x-ray thermal diffuse scattering (TDS) is capable of probing large wavevector phonons within single crystal volumes of less than 10 cubic microns. We investigate the impact of creating a spatially/elastically anisotropic structure such as a quantum well on the directional dependence of the confined phonon dispersion. X-ray thermal diffuse scattering is used to probe phonon populations from throughout a full Brillouin zone of silicon nanomembranes with thicknesses of 97 nm and 21 nm. Comparisons between the observed phonon population and predictions from elastic continuum theory are made. Results show the degeneracy in-plane and out-of-plane dispersions seen in bulk systems may be broken in confined systems.

## Parallel Session Abstracts

**I.B-4:** **Tao Jiang**, Fudan University

### **Interplay of Spin, Valley and Layer Pseudospins in Folded MoS<sub>2</sub> Bilayers**

Two dimensional material such as graphene and transition metal dichalcogenide is much like a piece of sheet paper. Different from sheet paper, each of two dimensional materials has its own crystal lattice. Folding of two dimensional materials can make artificial bilayer or even multilayer structures, whose structural symmetry depend on how the folding line is oriented relative to the crystal lattice. The folded artificial structures with different stacking orders are also expected to tune the interlayer coupling, thus leading to unusual behaviors and new phenomena. In this talk, I will present our recent study of folded MoS<sub>2</sub> bilayers, which were obtained by folding exfoliated MoS<sub>2</sub> monolayers. As characterized by second harmonic generation and photoluminescence, folded bilayers can exhibit broken inversion symmetry and reduced interlayer coupling, evoking strong valley and/or spin polarizations that were not achieved in natural MoS<sub>2</sub> bilayer of Bernal stacking. Our work provides an effective and versatile means to understand the interaction between spin, valley and layer pseudospin degrees of freedom in MoS<sub>2</sub> bilayer and engineer transition metal dichalcogenide materials with desirable electronic and optical properties.

**I.B-5:** **Junhao Lin**, Vanderbilt University

### **Vacancy-induced Formation and Growth of Inversion Domains in Transition-metal Dichalcogenide Monolayer**

The recent development in aberration corrected scanning transmission electron microscope (STEM) has pushed the limit of spatial resolution to discrete atoms. With the combination of the first-principle density functional theory (DFT), the structure-property relationship in materials can be predicted and explained with single atom sensitivity. In this seminar, I'm going to discuss some of the recent results on the application of this combined technique to various two-dimensional monolayer materials, including graphene and transition metal dichalcogenide (TMDC) monolayers. Examples will be given as the identification of stacking boundary in bilayer graphene, origin of triangular inversion domain in TMDC materials and controllable fabrication of ultrascale conducting interconnects within the TMDC monolayers.

**I.B-6:** **Yijun Yu**, Fudan University

### **Tantalum Disulfide Ionic Field-Effect Transistors**

TaS<sub>2</sub> Ionic Field-Effect TransistorsThe ability to tune material properties using gate electric field is at the heart of the modern electronic technology. Electrolyte gating has recently emerged as an important technique to reach extremely high surface charge carrier concentration in a variety of materials through the formation of electric double layer (EDL) at the sample surface. Here we demonstrate a new mechanism of electrolyte gating that modulates the volumetric carrier density by gate-controlled intercalation in layered materials. We fabricate field-effect transistors (referred to as ionic field-effect transistor, iFET) based on transition metal dichalcogenides 1T-TaS<sub>2</sub> and 2H-TaS<sub>2</sub>. The unprecedented large doping induces dramatic changes in the transport properties of the sample, including CDW phase transitions, superconductivity and metal-to-insulator transitions. The controllable and reversible intercalation of different ion species into layered materials opens up new possibilities in searching for novel states of matter in the extreme charge-carrier-concentration limit.

## Session I.C: Materials Physics, Condensed Matter Physics, Other

Saturday, February 28 (Room 203 B)

**I.C-1:** Samuel Markson, University of Connecticut

### Pathways to Heavy Rydberg States

Authors: Samuel Markson and Hossein R. Sadeghpour. Heavy Rydberg States are molecular analogues of atomic Rydberg states, wherein the atomic anion serves the role of the electron in the Rydberg atom. In principle, these heavy Rydberg states could lead to formation of strongly coupled plasmas of positive and negative heavy ions. However, these excited molecular states are more likely to dissociate to covalent neutral species that remain ionic pairs, through avoided crossings between different electronic states. In this work, we will describe a method to minimize such dissociative losses for rubidium, through enhancing state-state transitions via off-resonant fields.

**I.C-2:** Shangchi Jiang, Nanjing University

### Controlling the Polarization State of Light with a Dispersion-Free Metastructure

By combining the advantages of both a metallic metamaterial and a dielectric interlayer, we demonstrate the general mechanism to construct the dispersion-free metastructure, in which the intrinsic dispersion of the metallic structures is perfectly cancelled out by the thickness-dependent dispersion of the dielectric spacing layer. As examples to apply this concept, a broadband quarter-wave plate and a half-wave plate are demonstrated. By selecting the structural parameters, the polarization state of light can be freely tuned across a broad frequency range, and all of the polarization states on the Poincare sphere can be realized dispersion free.

**I.C-3:** Travis Scholten, University of New Mexico

### Physics for Computation: Using Novel Devices to Solve Hard Problems

One of the great promises of quantum computation is to put the quantum world to work solving problems that are believed to be not efficiently tractable on a classical computer. It has been discovered that for some problems, such speedups are possible; the main bottleneck in using these speedups is the non-existence of a full-fledged quantum computer. Efforts towards constructing one have been hindered by the delicate nature of quantum information - unwanted disturbances can lead to the computer crashing. Consequently, there has been much work in developing techniques to build and control devices that, while not as computationally powerful as a quantum computer, can but used to solve simple yet interesting problems. These devices are known as quantum information processors (QIPs). QIPs could provide a building block for a larger-scale quantum computer, performing a role analogous to arithmetic logical units in classical computers. QIPs are built upon a diverse range of physical systems such as superconductors, atomic traps, or photonics. I will review some of the challenges involved in constructing QIPs and discuss their practical potential for changing the way we think of and build computers. Sandia is a multi-program laboratory managed and operated by Sandia Corporation, a wholly owned subsidiary of Lockheed Martin Corporation, for the US Department of Energy's National Nuclear Security Administration under Contract No. DE-AC04-94AL85000.

## Parallel Session Abstracts

**I.C-4:** **Chong Sheng**, Nanjing University

### **Trapping Light by Mimicking Gravitational Lensing**

One of the most fascinating predictions of the theory of general relativity is the effect of gravitational lensing, the bending of light in close proximity to massive stellar objects. Recently, artificial optical materials have been proposed to study the various aspects of curved spacetimes, including light trapping and Hawking radiation. However, the development of experimental “toy” models that simulate gravitational lensing in curved spacetimes remains a challenge, especially for visible light. Here, by utilizing a microstructured optical waveguide around a microsphere, we propose to mimic curved spacetimes caused by gravity, with high precision. We experimentally demonstrate both far-field gravitational lensing effects and the critical phenomenon in close proximity to the photon sphere of astrophysical objects under hydrostatic equilibrium. The proposed microstructured waveguide can be used as an omnidirectional absorber, with potential light harvesting and microcavity applications.

**I.C-5:** **Shengtao Wang**, University of Michigan - Ann Arbor

### **Quantized Electromagnetic Response of Three-Dimensional Chiral Topological Insulators**

Protected by the chiral symmetry, three dimensional chiral topological insulators are characterized by an integer-valued topological invariant. How this invariant could emerge in physical observables is an important question. Here we show that the magneto-electric polarization can identify the integer-valued invariant if we gap the system without coating a quantum Hall layer on the surface. The quantized response is demonstrated to be robust against weak perturbations. We also study the topological properties by adiabatically coupling two nontrivial phases, and find that gapless states appear and are localized at the boundary region. Finally, an experimental scheme is proposed to realize the Hamiltonian and measure the quantized response with ultracold atoms in optical lattices.

**I.C-6:** **Xiangkun Xu**, University of Science and Technology of China

### **Experimental Observing Non-Markovianity of Quantum Evolution with Entanglement in Solid State System**

The dynamics of an ideal Markovian open quantum system is characterized by the fact that the noise from the surroundings acts the same way all the time, and the information of the system leaks into the environment unidirectionally. However, the dynamics of realistic open quantum systems can be a non-Markovian process, where information can flow back from the environment into the system. Here we quantify the non-Markovian character of the quantum evolution with entanglement for the diamond-based solid state system. We observe the non-Markovian characteristics of the entanglement evolution under dynamical decoupling and obtain the degree of non-Markovianity of the quantum evolution in diamond, from which we gain some knowledge of the real environment. This method is potentially useful to quantum information processing and quantum metrology.

## Session II.A: Condensed Matter Physics

Sunday, March 1 (Room 202 B)

**II.A-1:** Defa Liu, Chinese Academy of Sciences

### Electron Structure of FeSe/STO Film Revealed by ARPES

The recent report of high-Tc superconductivity in a single-layer FeSe/STO film has attracted much attention both in experiments and theory. One reason is that it is possible to break the superconductivity transition temperature record (maximum  $T_c \sim 55\text{K}$ ) in iron-based superconductors. The other is that there exists much higher  $T_c$  in single-layer FeSe/STO system than bulk FeSe system. In this talk, I will report our results on FeSe/STO film measured by ARPES including: 1, Observed distinct electronic structure and gap symmetry of the single-layer FeSe/SrTiO<sub>3</sub> film[1]; 2, Established a phase diagram and observed a signature of high  $T_c$  over 65K in the annealed single-layer FeSe/SrTiO<sub>3</sub> films[2]; 3, Reveal the dichotomy of electronic structure and superconductivity between the single-layer and double-layer FeSe/SrTiO<sub>3</sub> films[3]; 4, Observed an insulator-superconductor Crossover in the single-layer FeSe/SrTiO<sub>3</sub> films[4]. Our systematic study will provide insight in understanding mechanism of superconducting in iron-based superconductors. References: [1]. D. F. Liu et al. Electronic Origin of High Temperature Superconductivity in Single-Layer FeSe Superconductor. *Nature Communications* 3, 931 (2012); [2]. S. L. He et al. Phase Diagram and High Temperature Superconductivity at 65 K in Tuning Carrier Concentration of Single-Layer FeSe Films. *Nature Materials* 12 (2013) 605-610; [3]. X. Liu et al. Dichotomy of Electronic Structure and Superconductivity between Single-Layer and Double-Layer FeSe/SrTiO<sub>3</sub> Films. *Nature Communications* 5 (2014) 5047f; [4]. J. F. He et al. Electronic Evidence of an Insulator-Superconductor Transition in Single-Layer FeSe/SrTiO<sub>3</sub> Films. *PNAS* 111 (2014) 18501-18506

**II.A-2:** Jasminka Terzic, University of Kentucky

### Magnetism and Anisotropy of Ir5+ Based Double Perovskites Sr<sub>2</sub>CoIrO<sub>6</sub> and Sr<sub>2</sub>FeIrO<sub>6</sub>

\*J. Terzic<sup>1</sup>, S. J. Yuan<sup>1</sup>, W. H. Song<sup>1,2</sup>, S. Aswartham<sup>1</sup> and G. Cao<sup>1</sup>

<sup>1</sup>Center for Advanced Materials, Department of Physics and Astronomy, University of Kentucky, Lexington, KY 40506, USA

<sup>2</sup>Institute of Solid State Physics, Chinese Academy of Sciences, Hefei, China

We report on structural, thermodynamic and transport study of single-crystal double perovskites Sr<sub>2</sub>CoIrO<sub>6</sub> and Sr<sub>2</sub>FeIrO<sub>6</sub>. The isostructural Sr<sub>2</sub>CoIrO<sub>6</sub> and Sr<sub>2</sub>FeIrO<sub>6</sub> feature a cubic crystal structure with pentavalent Ir<sup>5+</sup>(5d<sup>4</sup>) which are anticipated to have J=0 singlet ground states in the strong spin-orbit coupling limit. Here we observe magnetic coupling between 5d and 3d (Co, Fe) elements, which result in antiferromagnetic order at high temperatures in both double perovskites. Of the two, Sr<sub>2</sub>CoIrO<sub>6</sub> displays antiferromagnetic metallic behavior with a pronounced magnetic anisotropy; in sharp contrast, the isostructural Sr<sub>2</sub>FeIrO<sub>6</sub> exhibits an antiferromagnetic, insulating ground state without discernible magnetic anisotropy. The data will be discussed and presented with comparisons drawn with similar systems. \*This work was supported by NSF via Grant DMR 1265162.

## Parallel Session Abstracts

- II.A-3: Yafei Ren**, University of Science and Technology of China  
**Single-Valley Engineering Coupling in Graphene Superlattices**  
Yafei Ren, Xinzhou Deng, Ke Wang, Changsheng Li, Jeil Jung, Changgan Zeng, Zhenyu Zhang, Qian Niu, and Zhenhua Qiao  
When adatoms are located at hollow (bridge) sites of  $33\text{NN}\times\text{or } 33\text{NN}\times$ graphene supercells, K and K' valleys are folded into  $\Gamma$  valley to produce an inter-valley coupling, which acts as a pseudo-magnetic field to open a bulk (local) gap. When adatoms reside at top sites, an additional Dresselhaus type valley-orbit coupling is induced. Both coupling mechanisms provide possibilities of coherently tuning valley polarization. Moreover, for top adsorption, the competition between intervalley coupling and sublattice potentials results in a topological phase transition from quantum valley Hall insulator to a valley-mixed metal with quadratic band touching at  $\Gamma$  point. This makes it possible to explore single Dirac-cone physics in graphene. We further show that these properties can also find applications in photonic crystals.
- II.A-4: Hilary Hurst**, University of Maryland, College Park  
**Charged Skyrmions on the Surface of a 3D Topological Insulator**  
Charged skyrmions on the surface of a 3D topological insulator We consider the interplay between magnetic skyrmions in an insulating thin film and the Dirac surface states of a 3D topological insulator (TI), coupled by proximity effect. The unique magnetic texture of skyrmions can lead to confinement of Dirac states at the skyrmion radius, where out of plane magnetization vanishes. This confinement results in charging of the skyrmion texture. We find that the bound states are robust in an external magnetic field, which is needed to stabilize skyrmions. It is expected that for reasonable experimental parameters skyrmions will have a few bound states that can be tuned using an external magnetic field. We argue that these charged skyrmions can be manipulated directly by an electric field, with skyrmion mobility proportional to the number of bound states at the skyrmion radius. Coupling skyrmionic thin films to a TI surface can provide a more direct and efficient way of controlling skyrmion motion in insulating materials.
- II.A-5: Tong Zhou**, Fudan University  
**Controlled Formation of GeSi Nanostructures on Pillar-Patterned Si Substrates**  
The quantum efficiency of the GeSi quantum nanostructures (QNs) on flat Si (001) substrates is still quite poor due to the random spatial distribution and the broad size inhomogeneity, which hinder their optoelectronic applications. Numerous growth strategies have been proposed to control the formation of GeSi QNs for improving the optoelectronic performances. One promising way is to self-assemble GeSi QNs on patterned substrates, where the GeSi QNs can be feasibly manipulated in aspects of size, shape, composition, and arrangement. In this report, self-assembled GeSi QNs on periodic Si (001) sub-micro pillars (SPMs) are systematically studied. By controlling the growth conditions and the diameters of the SPMs, different GeSi QNs, including circularly arranged quantum dots (QDs), quantum rings (QRs), and quantum dot molecules (QDMs), are realized at the top edge of SPMs. By reducing the pillar size below 100 nm, fourfold symmetric GeSi QDMs can be also obtained at the base edges of the small pillar. The promising features of these self-assembled GeSi QNs are explained in terms of the surface chemical potential, which disclose the critical effect of surface morphology on the diffusion and the aggregation of Ge adatoms. The potential coupling between the spontaneous transition of the QNs and the cavity mode of the pillar and the photonic crystal enables these controllable GeSi QNs embedded in the periodic SPM to have promising futures in optoelectronic devices.



**II.A-6: Jincheng Wang**, Joint PhD Program: University of Kentucky/Renmin University of China  
**Lattice-Tuned Magnetism of Ru<sup>4+</sup>(4d<sup>4</sup>) Ions in Single Crystals of the Layered Honeycomb Ruthenates**

We synthesize and study single crystals of the layered honeycomb lattice Mott insulators Na<sub>2</sub>RuO<sub>3</sub> and Li<sub>2</sub>RuO<sub>3</sub> with magnetic Ru<sup>4+</sup>(4d<sup>4</sup>) ions. The newly found Na<sub>2</sub>RuO<sub>3</sub> features a nearly ideal honeycomb lattice and orders antiferromagnetically at 30 K. Single-crystals of Li<sub>2</sub>RuO<sub>3</sub> adopt a honeycomb lattice with either C<sub>2/m</sub> or more distorted P2<sub>1/m</sub> below 300 K, depending on detailed synthesis conditions. We find that Li<sub>2</sub>RuO<sub>3</sub> in both structures hosts a well-defined magnetic state, in contrast to the singlet ground state found in polycrystalline Li<sub>2</sub>RuO<sub>3</sub>. A phase diagram generated based on our results uncovers a new, direct correlation between the magnetic ground state and basal-plane distortions in the honeycomb ruthenates. This work was supported by NSF via Grant DMR 1265162. The applicant also would like to thank great support from Prof. Gang Cao (Univ. of Kentucky), Prof. Feng Ye (Oak Ridge National Lab) and Prof. Wei Bao (Renmin Univ. of China).

## Session II.B: Materials Physics, Condensed Matter Physics, Other

Sunday, March 1 (Room 203 A)

**II.B-1: Yanming Che**, Zhejiang University  
**Effects of Nonmagnetic Impurities Throughout the BCS-BEC Crossover**

The interplay of Cooper pairing and impurity is related to many physical systems, including superconducting alloys, disordered high T<sub>c</sub> superconductors, disordered superconducting thin films as well as ultracold atomic superfluids doped with atoms of foreign elements. We present a systematic investigation of the effects of nonmagnetic impurity scattering on the  $\sigma$ -wave BCS-BEC crossover, especially in the unitary (or resonant) impurity scattering regime. The impurity potential is treated in the T-matrix approximation and the impurity T-matrix and pairing T-matrix are treated in a self-consistent diagrammatic approach. Then a system of equations is solved numerically. We find that in the presence of strong impurity scattering, the frequency and gap in Green's function and anomalous Green's function are highly renormalized, and the coherence peak in density of states (DOS) is smeared by impurities. As a result, the superfluid T<sub>c</sub> throughout the BCS-BEC crossover is obviously reduced, which differs from the statement of Anderson's theorem. Besides, effects of varying impurity scattering strength on T<sub>c</sub> of a unitary Fermi gas, as well as the finite temperature superfluid density in the presence of resonant impurity scattering are also investigated. This work is in collaboration with Qijin Chen.

**II.B-2: Feng Junya**, Institute of Physics, Chinese Academy of Sciences  
**Large Linear Magnetoresistance in Dirac Semi-Metal Cd<sub>3</sub>As<sub>2</sub> with Fermi Surfaces Close to the Dirac Points**

We have investigated the magnetoresistive behavior of Dirac semi-metal Cd<sub>3</sub>As<sub>2</sub> down to low temperatures and in high magnetic fields. A positive and linear magnetoresistance (LMR) as large as 3100% is observed in a magnetic field of 14 T, on high-quality single crystals of Cd<sub>3</sub>As<sub>2</sub> with ultra-low electron density and large Lande g factor. Such a large LMR occurs when the magnetic field is applied perpendicular to both the current and the (100) surface, and when the temperature is low such that the thermal energy is smaller than the Zeeman splitting energy. Tilting the magnetic field or raising the temperature all degrade the LMR, leading to a less pronounced quadratic behavior. We propose that the phenomenon of LMR is related to the peculiar field-induced shifting/distortion of the helical electrons' Fermi surfaces in momentum space.

## Parallel Session Abstracts

- II.B-3: Jesse Crossno**, Harvard University  
**Graphene Thermal Transport Studies via Radio-Frequency, Cross-Correlated Johnson Noise Thermometry**  
The electronic temperature of a dissipative, mesoscale device can be determined by monitoring the Johnson noise power emitted over a wide frequency range. Using radiometry techniques, we have developed a high-frequency, wide bandwidth, cross-correlation Johnson noise thermometer operating from room temperature to cryogenic levels that is compatible with strong magnetic fields. Precisions ranging from 2 to 25 mK are demonstrated over the temperature range of 3 to 300 K with 1 second of integration time. This non-invasive thermometer has enabled us to perform sensitive electronic thermal transport studies in boron nitride encapsulated monolayer graphene over two orders of magnitude in temperature. This versatile technique also enables precision Fano factor measurements as well as studies of correlated noise phenomena, such as those found in layered Van der Waals heterostructures.
- II.B-4: Zibo Wang**, International Center for Quantum Materials, Peking University  
**Building Topological Device Through Emerging Robust Helical Surface States**  
In a 3D Cd<sub>3</sub>As<sub>2</sub> ribbon with proper sizes, the system can exhibit a unique finite-size effect. Namely, if magnetic impurities are doped on one side, the surface states on the other side can be altered according to the strengths of these magnetic impurities. As a result, the conductance of the system will also be changed. This finding can be explained by the backscattering between the hybridized surface states due to finite size confinement and the normal surface states. Moreover, this phenomenon can be used to build new topologic devices.
- II.B-5: Shafat Mubin**, Pennsylvania State University  
**Forces and Dynamics in Aromatic Overlayers on Metal Surfaces**  
Organic thin films have been the subject of intense research because of their suitability for applications in molecular electronics. The beneficial properties of these films are sensitive to the structure of the film. However, predicting and controlling organic thin-film structures is still a significant challenge. Owing to computational requirements, first-principles calculations cannot probe the link between thin-film deposition conditions and film structure. In this talk, we will discuss a multi-scale approach applied to quantify structures and dynamics of a thin film of benzene on Ag(111). Based on first-principles calculations, we developed a force field to describe the interaction of benzene with Ag(111). We applied this force-field to describe several aspects of this system, including its order-disorder phase transition and its desorption kinetics. Despite the apparent simplicity of this vdW dominated system, it exhibits surprising complexity in binding site preference and in ordering, leading to an interesting interplay between pi-conjugated electrons of benzene and surface-state electrons of Ag(111).
- II.B-6: Xiangzhi Meng**, International Center for Quantum Materials, Peking University  
**Direct Visualization of Concerted Proton Tunneling in a Water Nanocluster**  
Proton transfer through hydrogen bonds is of great importance to many aspects of physics, chemistry and biology, such as phase transition, signal transduction, topological organic ferroelectrics, photosynthesis, and enzyme catalysis. The proton dynamics is susceptible to nuclear quantum effect in terms of proton tunneling, which tends to involve many hydrogen bonds simultaneously, leading to correlated many-body tunneling. In contrast to the well-studied incoherent single particle tunneling, our understanding of the many-body tunneling, especially the effect of local environment on the tunneling process, is still in its infancy. Here we report the real-space observation of concerted proton tunneling within a hydrogen-bonded water tetramer using a cryogenic scanning tunneling microscope (STM). This is achieved by monitoring in real time the reversible interconversion of the hydrogen-bonding chirality of the cyclic water tetramer with a chlorine-terminated STM tip. Interestingly, we found that the presence of the Cl anion at the tip apex may either enhance or suppress the concerted tunneling process depending on the details of coupling symmetry between the Cl anion and the protons. This work opens up the possibility of controlling the quantum states of protons with atomic-scale precision.



## Session II.C: Materials Physics, Condensed Matter Physics, Other

Sunday, March 1 (Room 203 B)

**II.C-1:** **Wei Qin**, University of Science and Technology of China

### **Persistent Ferromagnetism and Topological Phase Transition at the Interface of a Superconductor and a Topological Insulator**

At the interface of an s-wave superconductor and a three-dimensional topological insulator, Majorana zero modes and Majorana helical states have been proposed to exist respectively around magnetic vortices and geometrical edges. Here we first show that randomly distributed magnetic impurities at such an interface will induce bound states that broaden into impurity bands inside (but near the edges of) the superconducting gap, which remains open unless the impurity concentration is too high. Next we find that an increase in the superconducting gap suppresses both the oscillation magnitude and period of the RKKY interaction between two magnetic impurities. Within a mean field approximation, the ferromagnetic Curie temperature is found to be essentially independent of the superconducting gap, an intriguing phenomenon due to a compensation effect between the short-range ferromagnetic and long-range anti-ferromagnetic interactions. The existence of robust superconductivity and persistent ferromagnetism at the interface allows realization of a novel topological phase transition from a non-chiral to a chiral superconducting state at sufficiently low temperatures, providing a new platform for topological quantum computation.

**II.C-2:** **Yilin Wang**, Institute of Physics, Chinese Academy of Sciences

### **Interaction-induced Quantum Anomalous Hall Phase in (111) Bilayer of LaCoO<sub>3</sub>**

In the present paper, the Gutzwiller density functional theory (LDA+G) has been applied to study the bilayer system of LaCoO<sub>3</sub> grown along the (111) direction on SrTiO<sub>3</sub>. The LDA calculations show that there are two nearly flat bands located at the top and bottom of e<sub>g</sub> bands of Co atoms with the Fermi level crossing the lower one. After including both the spin-orbit coupling and the Coulomb interaction in the LDA+G method, we find that the interplay between spin-orbit coupling and Coulomb interaction stabilizes a very robust ferromagnetic insulator phase with non-zero Chern number indicating the possibility to realize quantum anomalous Hall effect in this system.

**II.C-3:** **Joshua Gild**, Rochester Institute of Technology

### **Physical Character and Morphology of Platinum Nanocrystals on Strontium Titanate**

The physical characteristics of platinum nanocrystals on single crystal strontium titanate, SrTiO<sub>3</sub>, can affect the chemical properties of this important model catalyst. The morphology, epitaxy, distribution, and size of the Pt nano-crystals can all be controlled through different growth and processing mechanisms. Nanometer scale platinum thin films are deposited on strontium titanate at ambient temperatures then annealed at range of temperatures and in various oxidizing environments. The process of how these conditions influence the formation of uniformly epitaxial platinum crystals on the sample surface has been investigated using basic materials characterization techniques. Single crystal x-ray diffraction is the primary tool for these experiments, coupled with atomic force microscopy for morphology and x-ray and electron spectroscopy to determine chemical bonding between the particles and gases introduced into the system. These substrate supported nanoparticle samples will then be utilized in experiments to test their catalytic activity compared to an amorphous platinum film.

## Parallel Session Abstracts

- II.C-4: Hu Miao**, Institute of Physics, Chinese Academy of Sciences  
**Spin Fluctuation Induced Non-Fermi Liquid with Suppressed Superconductivity in  $\text{LiFe}_{1-x}\text{Co}_x\text{As}$**   
The electronic properties of conventional metals are well described by Landau's Fermi liquid (FL) theory. Although deviation from this limit, also known as non-Fermi liquid (NFL), has been studied in many correlated materials, its microscopic origin and relationship to high-temperature superconductivity remain enigmatic. In this forum I will present that tuning the Fermi surface nesting via Co substitution in  $\text{LiFe}_{1-x}\text{Co}_x\text{As}$  can enhance and then diminish low-energy spin fluctuations, inducing a FL-NFL-FL crossover whereas superconductivity is monotonically suppressed with increasing Co content. Our study reveals a unique phase diagram of  $\text{LiFe}_{1-x}\text{Co}_x\text{As}$  where the region of NFL and enhanced low-energy spin fluctuations is moved to the boundary of the superconducting phase, thus challenging the notion of Fermi-surface-driven pairing mediated by low-energy spin fluctuations in iron-pnictides.
- II.C-5: Sepideh Razavi**, City College of New York  
**Interfacial Behavior of Colloidal Particles: Impact of Particle Hydrophobicity and Amphiphilicity**  
Colloidal particles of proper surface wettability can be confined to liquid interfaces with a capillary energy that is thousands of times the thermal energy. These systems offer an effective route to emulsion stabilization where the stability is influenced by the phase behavior of the particle-laden interfaces under deformation. Hence, understanding of the factors that affect the properties of these self-assembled structures at the interface can be exploited in designing emulsions with superior stability. Shape anisotropy of colloidal particles have recently been used to tune the interparticle interactions and assembly behavior. Analogously, tuning the amphiphilicity of colloidal particles is believed to significantly impact their interaction with interfaces provided that upon adsorption Janus particles possess the right orientation toward the preferred phase. Using molecular dynamics simulations and digital holography microscopy, we have monitored the translational and rotational motion of nano- and micron-sized Janus particles approaching and binding to an interface. Moreover, We have investigated the properties of interfaces decorated with colloidal particles of various chemical anisotropies. Our work elucidates the impact of particle wettability and amphiphilicity on the viscoelastic nature of these interfacial films. We find that the orientation of amphiphilic particles at the interface has consequences for stability and stiffness of interfacial particle films.
- II.C-6: Lingna Wu**, Tsinghua University  
**Tunable Spin Orbit Coupling for Spin-1 Atoms with an Oscillating Gradient Magnetic Field**  
Ultracold atomic systems are among the cleanest and most controllable quantum many-body systems, for which they are regarded as good candidates for quantum simulation research. In recent years, spin orbit coupling (SOC) has become one of the hottest topics in atomic quantum gases. The widely popular experimental scheme makes use of Raman atom-light interaction to implement a one dimensional synthetic SOC. Straightforward generalization to higher spatial dimensions need to overcome the experimental challenges from spontaneous photon emissions. We experimentally realized tunable SOC for ultracold spin-1  $\text{Rb}87$  atoms using spin dependent momentum impulses from gradient magnetic field pulses. The strength of our synthesized SOC is related to the modulation amplitude, thus can be continuously tuned. We observe interference fringes in momentum space and study collective dipole oscillation dynamics. In addition, we discuss theoretical a protocol which we find can synthesize a spatially periodic artificial magnetic field, or a magnetic lattice (ML) by introducing a bias magnetic field to the free evolution part of the SOC experiment we report. Both the period and the depth of the artificial 2 dimensional ML can be tuned, and similarly is immune to atomic spontaneous emissions.

**P.1:** Xiaoyu Dong, Tsinghua University

**Electrically Tunable Multiple Dirac Cones in Thin Films of  $(\text{LaO})_2(\text{SbSe}_2)_2$  Family of Materials**

Two-dimensional Dirac physics has aroused great interests in condensed matter physics ever since the discovery of graphene and topological insulators due to its importance in both fundamental physics and device applications. The ability to control the properties of Dirac cones, such as band gap and Fermi velocity, is essential for the occurrence of various new phenomena and the development of next-generation electronic devices. Based on first-principles calculations and an analytical effective model, we propose a new Dirac system with eight Dirac cones in thin films of the  $(\text{LaO})_2(\text{SbSe}_2)_2$  family of materials with an external gate voltage. The advantage of this system lies in its tunability: the existence of gapless Dirac cones, their positions, Fermi velocities and anisotropy all can be controlled by an experimentally feasible gate voltage. We identify the layer dependent spin texture induced by spin-orbit coupling as the underlying physical reason for the tunability of Dirac cones in this system. As a consequence, we show that the electrically tunable quantum anomalous Hall effect with a high Chern number can be induced by introducing magnetization into this system.

**P.2:** Matthew Daniels, Carnegie Mellon University

**Spin-transfer Torque Induced Spin Waves in Antiferromagnetic Insulators**

We explore the possibility of exciting spin waves in insulating antiferromagnetic films by injecting spin current at the surface. We analyze both magnetically compensated and uncompensated interfaces. We find that the spin current induced spin-transfer torque can excite spin waves in insulating antiferromagnetic materials and that the chirality of the excited spin wave is determined by the polarization of the injected spin current. Furthermore, the presence of magnetic surface anisotropy can greatly increase the accessibility of these excitations.

**P.3:** Yongping Du, Nanjing University

**Dirac and Weyl Semimetal in XY Bi (X=Ba, Eu; Y=Cu, Ag and Au)**

Weyl and Dirac semimetals recently stimulate intense research activities due to their novel properties. Combining first-principles calculations and effective model analysis, we predict that nonmagnetic compounds  $\text{BaY Bi}$  (Y = Au, Ag and Cu) are Dirac semimetals. As for the magnetic compound  $\text{EuY Bi}$ , although the time reversal symmetry is broken, their long-range magnetic ordering cannot split the Dirac point into pairs of Weyl points. However, we propose that partially substitute Eu ions by Ba ions will realize the Weyl semimetal.

**P.4:** Cacie Hart, Towson University

**Structural and Electrical Properties of Electron-Doped Calcium Manganese Oxide Thin Films**

Electron-doped Calcium Manganese Oxide ( $\text{CaMnO}_3\text{-d}$ ) thin films are of interest for use as photocatalysts and fuel cell electrodes in renewable energy applications. Oxygen stoichiometry of the films is a key parameter for the functionality in these applications. Currently, we are investigating the properties of  $\text{CaMnO}_3\text{-d}$  films grown by pulsed laser deposition. The thin films are epitaxially grown on  $\text{LaAlO}_3$  and  $\text{SrTiO}_3$  substrates. Both of these substrates have larger in-plane lattice parameters than  $\text{CaMnO}_3\text{-d}$ , which leads to bi-axial tensile strain in the thin films. We have characterized the thickness dependence of structural, electrical, and morphological properties of these films using high resolution x-ray diffraction, temperature dependent electrical resistivity measurements, and atomic force microscopy. The thickness dependence is characteristically different from what has been previously observed in thin films of hole-doped manganites. Our results suggest that coupling between tensile strain and oxygen deficiency affect the electrical and structural properties of the material.

## Poster Session

- P.5:** **Tingxin Li**, Peking University  
**Ultra Low Temperature Measurements of the Conductance of Helical Edge States in InAs/GaSb 2D Topological Insulator**  
Inverted InAs/GaSb quantum wells have been shown to be a 2D topological insulator hosting helical edge states. For mesoscopic samples, quantized conductance plateaus of  $2e^2/h$  have been observed. On the other hand, the longitudinal resistance in long samples increased linearly with device length, indicating certain scattering processes occurred in the helical edge. Moreover, edge states of InAs/GaSb system have a small Fermi velocity  $V_F$ , suggesting that interaction effects may play an important role in their electronic transport properties. We report work in progress for conductance measurements of InAs/GaSb helical edge states in ultra low temperatures. Experiments are performed in two millikelvin dilution refrigerators instrumented for fractional quantum Hall effects studies, one of them having attained 6mK electron temperature.
- P.6:** **Victoria R. Kortan**, University of Iowa  
**spds\* Tight-Binding Model for Exchange Interaction Between Transition Metal Dopants in Diamond and SiC**  
Victoria R. Kortan, Cüneyt Şahin, and Michael E. Flatté  
Diamond and SiC are wide-band-gap semiconductors with long-lived spin lifetimes<sup>[1,2]</sup> and promising for quantum information technology device design. Spin initialization, manipulation and readout has already been demonstrated for the NV center in diamond<sup>[3]</sup> and the divacancy in SiC<sup>[4]</sup>. Transition metal spin centers offer additional benefits in tetrahedral hosts due to the crystal field splitting of the d-states into localized and extended states. For example, the application of strain in diamond allows switching between two spin states of a single Ni dopant<sup>[5]</sup>. Here we use a spds\* tight-binding model including spin-orbit interaction to describe transition metal spin centers in diamond and 3C-SiC as well as the NV center in diamond and divacancy in 3C-SiC. The energy levels for an isolated dopant are taken from experiment, when available, and density functional theory calculations otherwise. We calculate and compare the wavefunctions of these spin centers, as well as the strength of the exchange interaction between pairs of them. [1] A. Falk, et al, Nature Comm. 4, 1819 (2013). [2] G. Balasubramanian, et al, Nature Mat. 8, 383 (2009). [3] N.B. Manson, et al, Phys. Rev. B 74, 104303 (2006). [4] W.F. Koehl, et al, Nature 479, 84 (2011). [5] T. Chanier, et al, EPL 99, 67006 (2012).
- P.7:** **Yanfei Zhao**, Peking University  
**Quantum Transport in Topological Insulator Heterostructure**  
In spite of much work on topological insulators (TIs), systematic experiments for TI based heterostructures remain absent. First, we grow a high quality heterostructure containing single quintuple layer (QL) of Bi<sub>2</sub>Se<sub>3</sub> on 19 QLs of Bi<sub>2</sub>Te<sub>3</sub> and compare its transport properties with 20QLs Bi<sub>2</sub>Se<sub>3</sub> and 20 QLs Bi<sub>2</sub>Te<sub>3</sub>. In situ ARPES provides direct evidence that the surface state of 1 QL Bi<sub>2</sub>Se<sub>3</sub>/19 QLs Bi<sub>2</sub>Te<sub>3</sub> heterostructure is similar to the surface state of the 20 QLs Bi<sub>2</sub>Se<sub>3</sub> and different with that of the 20 QLs Bi<sub>2</sub>Te<sub>3</sub>. In ex situ transport measurements, the observed linear magnetoresistance (MR) and weak antilocalization (WAL) of the hybrid heterostructure are similar to that of the pure Bi<sub>2</sub>Se<sub>3</sub> film and not the Bi<sub>2</sub>Te<sub>3</sub> film. This suggests that the single Bi<sub>2</sub>Se<sub>3</sub> QL layer on top of 19 QLs Bi<sub>2</sub>Te<sub>3</sub> dominates its transport properties. In the second part, we report first transport studies on the superlattices (SLs) composed of TI Bi<sub>2</sub>Se<sub>3</sub> layers sandwiched by Normal Insulator(NI) In<sub>2</sub>Se<sub>3</sub> layers artificially grown by molecular beam epitaxy (MBE). The transport properties of two kinds of SL samples show convincing evidence that the transport dimensionality changes from three-dimensional (3D) to two-dimensional (2D) when decreasing the thickness of building block Bi<sub>2</sub>Se<sub>3</sub> layers, corresponding to the crossover from coherent TI transport to separated TI channels. Our findings provide the possibility to realizing “3D surface states” in TI/Ni SLs.

- P.8:** **Tian Liang**, Princeton University  
**Ultrahigh Mobility and Giant Magnetoresistance in the Dirac Semimetal Cd<sub>3</sub>As<sub>2</sub>**  
 Ultrahigh Electron Mobility in a Dirac Semimetal. Liang, Q. Gibson, M. Ali, M. Liu, R. J. Cava, N. P. Ong. Dirac semimetals and Weyl semimetals are 3D analogues of graphene in which crystalline symmetry protects the nodes against gap formation. Cd<sub>3</sub>As<sub>2</sub> was predicted to be Dirac semimetal [1], and recently confirmed to be so by photoemission [2, 3]. Here we report an interesting property in Cd<sub>3</sub>As<sub>2</sub> that was unpredicted, namely a remarkable protection mechanism that strongly suppresses backscattering in zero H. In single crystals, the protection results in ultrahigh mobility  $\sim 9 \times 10^6 \text{ cm}^2 \text{ V}^{-1} \text{ s}^{-1}$  [4] at 5 K. Suppression of backscattering results in a transport lifetime  $10^4$  times longer than the quantum lifetime. The lifting of this protection by H leads to a very large magnetoresistance. Quantum oscillations in resistivity, Seebeck and Nernst, show beating effect. We discuss how this may relate to changes to the Fermi surface induced by H. [1] Wang, Z. J. et al., *Phys. Rev. B* 88, 125427 (2013). [2] Sergey, B. et al., *Phys. Rev. Lett.* 113, 027603 (2014). [3] Neupane, M. et al., *Nature Commun.* 5, 3786 (2014). [4] Liang, T. et al., *Nature Materials* Nov. 24 2014, doi: 10.1038/NMAT4143
- P.9:** **Xiaoming Zhang**, Institute of Physics, Chinese Academy of Sciences  
**The Observation of Reentrant Strain Glass Behavior in Ferroelastic-Martensitic System**  
 The concept of strain glass (SG) has recently received much attention because of its unique properties such as shape memory effect, superelasticity, and stress-tuned intelligent damping behavior. Recent in-situ TEM experiments have proved that, only local-symmetry change in the crystal structure has been observed during the SG transition, but the macroscopic symmetry or average structure is still keeping unchanged. In this presentation, we report the discovery of reentrant-strain-glass (RSG) behavior in a ferroelastic-martensitic system Ti<sub>50</sub>Pd<sub>50-x</sub>V<sub>x</sub>.
- P.10:** **Sean Wagner**, Michigan State University  
**Tailoring Organic Molecular Growth Towards Highly Ordered Thin Films on Si Surfaces**  
 Control of highly ordered organic molecular thin films with extended  $\pi$  systems is currently of intense interest for integrating molecules into modern electronics due to their tunable nature. Selection of molecules and substrate can lead to desired transport properties such as charge transfer, charge injection, exciton diffusion, etc., at the heterointerface, which is crucial to the development of organic and molecular electronics. However, achieving large-scale molecular ordering remains a significant challenge. Here, we report our recent discovery of the anisotropic crystalline step-flow growth of prototypical metal phthalocyanine (MPC) molecules on the deactivated Si(111)-B surface. Access to the anisotropic step-flow growth offers both long-range in-plane and out-of-plane molecular ordering. We also demonstrate that the molecular ordering and molecular orientation can be effectively modified by substituting different coordinated transition-metal ions in the MPC. This growth mode is likely to be generalized for a range of organic molecules and access to it offers the potential for improved performance in organic field effect transistors, photovoltaics and nanowire/nanoribbon devices. \*This work is funded by the U. S. DOE Office of Science Early Career Research Program (DE-SC0006400) through the Office of Basic Energy Sciences.
- P.11:** **Qiong Zhu**, Zhejiang University  
**Critical Exponent of Integer Quantum Hall Plateau Transitions -- Disordered Hofstadter Model Calculation**  
 Recent numerical calculations show that the localization length critical exponent of the quantum Hall plateau phase transition was underestimated. Motivated by this, we revisited the exponent calculation of the disordered Hofstadter model and confirmed that the earlier calculation on the lattice model have also underestimated the localization critical exponent. In this poster, I'll first review some recent numerical results on quantum Hall plateau phase transitions and then discuss the results from our lattice model calculation in detail.



## Poster Session

- P.12:** **Aitian Chen**, Tsinghua University  
**Electric-field Manipulation of Magnetization Rotation and Tunneling Magnetoresistance of Magnetic Tunnel Junctions at Room Temperature**  
Recent studies on the electric-field control of tunneling magnetoresistance (TMR) have attracted considerable attention for low power consumption. So far two methods have been demonstrated for electric-field control of TMR. One method uses ferroelectric or multiferroic barriers, which is limited by low temperature. The other is nanoscale thin film magnetic tunnel junction (MTJ), but the assistance of a magnetic field is required. Therefore, electric-field control of TMR at room temperature without a magnetic field is highly desired. One promising way is to employ strain-mediated coupling in ferromagnetic/piezoelectric structure. Though MTJs/piezoelectric has been predicted by theory, experiment work is still lacking. We deposited CoFeB/AlO<sub>x</sub>/CoFeB on Pb(Mg<sub>1/3</sub>Nb<sub>2/3</sub>)<sub>0.7</sub>Ti<sub>0.3</sub>O<sub>3</sub> (PMN-PT) ferroelectric single crystal. Under external electric fields, PMN-PT will produce a piezostain due to piezoelectric effect, and the piezostain transfers to ferromagnetic film to change the magnetic anisotropy. We demonstrate a reversible, continuous magnetization rotation and manipulation of TMR at room temperature by electric fields without the assistance of a magnetic field. Our work should be significant for the ultralow energy modulated MTJs and electric-field controlled spintronics.
- P.13:** **Derek Vigil-Fowler**, University of California, Berkeley  
**Scattering, Lifetimes, and Mean Free Paths for Materials Design from the ab Initio GW Approximation**  
Precise knowledge of the interactions between various particles in complex materials systems is of rapidly increasing importance. The particles – technically, elementary excitations – range from electrons and holes, to plasmons, phonons, and photons, among others. The systems in which these particles exist range from 0- to 3-dimensional and have additional complexities such as interfaces and defects that make the theoretical description of their interactions particularly challenging. I will describe my work on these systems using ab initio calculations, particularly the many-body GW approximation and Bethe-Salpeter equation methodologies. I will focus on my study in doped graphene of the effect substrate screening on the electron-plasmon and electron-electron interaction (e-e), hot carrier lifetimes in Si and GaAs due to e-e and electron-phonon scattering, and the electronic bandstructure, carrier lifetimes, and optical spectrum of the organometallic perovskite CH<sub>3</sub>NH<sub>3</sub>PbI<sub>3</sub>. I will describe the complex exchanges of energy between the particles in these system and the role of defects and substrates from my perspective. Taken together, these constitute a vision for understanding materials – and the devices that are made from them from an atomistic with as many realistic features as possible, but with a simple underlying picture of interacting constituent particles.
- P.14:** **Fang Yang**, Shanghai Jiao Tong University  
**Spatial and Energy Distribution of Topological Edge States in Single Bi(111) Bilayer**  
By combining scanning tunneling microscopy and spectroscopy, angle-resolved photoemission spectroscopy, and density functional theory band calculations, we directly observe and resolve the onedimensional edge states of single bilayer Bi(111) islands on clean Bi<sub>2</sub>Te<sub>3</sub> and Bi(111)-covered Bi<sub>2</sub>Te<sub>3</sub> substrates. The edge states are localized in the vicinity of step edges having an ~2 nm wide spatial distribution in real space and reside in the energy gap of the Bi(111) BL. Our results demonstrate the existence of nontrivial topological edge states of single Bi(111) bilayer as a two-dimensional topological insulator.

- P.15:** **Nazir Hossain**, University of South Dakota  
**Design of a Cryostat for HPGe Detector Characterization**  
Despite the progress in developing room temperature semiconductor detectors for use as gamma ray detectors, the best material which is able to achieve high energy resolution, stability, and superior detection efficiency is still high purity germanium (HPGe). This kind of radiation detectors have a wide range of application in scientific research, nuclear security, medical, and industry for their exquisite energy resolution. However, HPGe detectors needs cooling to cryogenic temperatures ( $<130\text{ K}$ ) to operate as gamma-ray detectors since it has very narrow bandgap (0.7eV), would generate thermally induced leakage current. High vacuum pressure must be maintained to avoid condensation of impurity gases on the detector surface. The surface contamination leads to increases in the leakage current from the detector, potentially spoiling its energy resolution. Thus germanium detectors need to be operated in high vacuum at liquid nitrogen temperature. This work presents the design of a vacuum cryostat to test germanium detectors.
- P.16:** **Jason Marmon**, University of North Carolina at Charlotte  
**Intrinsic and Extrinsic Effects on Electron-Phonon Coupling Strength in Individual ZnTe Nanowires**  
Electron-phonon coupling is typically studied as an intrinsic property for a given bulk material, and modifying the coupling has been explored in a nanostructure. We point out that the coupling strength can be easily perturbed both significantly and unintentionally. Nanowires, with their large surface-to-volume ratio, are more susceptible to extrinsic perturbations that affect coupling strength, although literature assumes that coupling is intrinsic. This work uses Raman spectroscopy under a near resonant condition to probe the coupling strength of individual ZnTe nanowires. Using the intensity ratio of the first and second order Raman peaks,  $R = I_{2LO}/I_{1LO}$ , as a measure of the electron-phonon coupling strength (proportional to the Huang-Rhys factor), we find that the ratio can change greatly when varying either the sample or measurement condition, for instance, the presence of defects in the as-grown sample and their removal through laser illumination.
- P.17:** **Shengxi Huang**, Massachusetts Institute of Technology  
**Probing the Interlayer Coupling of Twisted Bilayer MoS<sub>2</sub> Using Photoluminescence Spectroscopy**  
Two-dimensional molybdenum disulfide (MoS<sub>2</sub>) is a promising material for optoelectronic devices due to its strong and stable photoluminescence emissions. In this work, the photoluminescence spectra of twisted bilayer MoS<sub>2</sub> are investigated, revealing a tunability of the interlayer coupling of bilayer MoS<sub>2</sub>. For the twisted angle  $0^\circ$  or  $60^\circ$ , the photoluminescence from the trion and exciton of bilayer MoS<sub>2</sub> shows the highest intensity ratio, and the trion binding energy reaches its maximum value. For the twisted angle  $30^\circ$  or  $90^\circ$ , the situation is the opposite. These experimental observations are mainly attributed to the change of the interlayer coupling with the twisted angles. The first-principles density functional theory analyses further confirm the change of the interlayer coupling with the twisted angle, and these analyses interpret and support our experimental results.

## Poster Session

- P.18: Ivy Krystal Jones**, Hampton University  
**Material Preparation, Spectroscopic Analysis, and Cross-Section Modeling of Pr<sup>3+</sup>:PbCl<sub>2</sub> for 1.6 μm Gain Media Application**  
A new eye-safe laser transition at ~ 1.6 μm was recently reported from Pr<sup>3+</sup> doped into the low-phonon energy host RbPb<sub>2</sub>Cl<sub>5</sub>. In this work, results of the purification, crystal, and IR spectroscopy of Pr<sup>3+</sup> doped PbCl<sub>2</sub> are presented. PbCl<sub>2</sub> is non-hygroscopic and has a low maximum phonon energy (~ 180 cm<sup>-1</sup>), which enables efficient emission in the infrared (IR) spectral region. Commercial PbCl<sub>2</sub> was purified through a combination of zone-refinement and chlorination of the melt. The dopant PrCl<sub>3</sub> was added to the purified PbCl<sub>2</sub> and molten under bubbling of HCl gas. The crystal growth of Pr<sup>3+</sup>:PbCl<sub>2</sub> was performed using horizontal Bridgman technique. The resulting Pr<sup>3+</sup> doped PbCl<sub>2</sub> crystal exhibited strong IR absorption bands in the 1.4 - 1.6 μm region, which allow for resonant pumping using commercial diode lasers. Pumping at ~ 1.45 μm resulted in a broad IR emission band (~ 75 nm @ FWHM) assigned to the  $^3F_3 \rightarrow ^3H_4$  transition. Decay time studies revealed an average lifetime of ~ 170 μs at room-temperature, which increased to ~ 340 μs at 77 K. Results of temperature dependent absorption and emission studies as well as an analysis of the 1.6 μm emission cross-section will also be presented.
- P.19: Lei Wang**, Beijing Normal University  
**Effective Spin Mixing Conductance of the Au|CoFe<sub>2</sub>O<sub>4</sub> Interface by Damping Method**  
In recent decades, YIG has been a real hot material in both theoretical and experimental research on spintronics, and it has been fully studied. Now, a new material of magnetic insulator named CoFe<sub>2</sub>O<sub>4</sub> (CFO) which is a variant type of Fe<sub>3</sub>O<sub>4</sub> called spinel structure has been under investigating. In this paper we report spin mixing conductances of Au|CFO interfaces calculated with the LDA/GGA+C method that depend on both crystal orientation and termination of the ferromagnet. The results show that for the fcc(111) orientation, the spin mixing conductances can differ by more than a factor of 10 between Fe|Co and O-terminations. With this effect, we built up a more general theory to give a prediction on spin Hall Magnetoresistance (SMR) at Au|CFO interface. And a model analysis shows that the spin mixing conductance depends linearly on the interfacial magnetic moment density. While we confirm that large anisotropies exist, a detailed agreement is not observed and requires more investigations.
- P.20: Clarissa Vazquez Colon**, University of Texas at San Antonio  
**Single-crystal-like BaTiO<sub>3</sub>//SrTiO<sub>3</sub> Multilayered Thin Films on Polycrystalline Ni Metal Tapes for Structural Health Monitoring Applications**  
Single-crystal ferroelectric BaTiO<sub>3</sub>//SrTiO<sub>3</sub> multilayered thin films were fabricated on polycrystalline Ni metal tapes by using pulsed laser deposition. The microstructure studies from transmission electron microscopy reveal that most areas of the multilayered thin films have excellent single-crystal qualities. The dielectric property measurements show that the multilayered thin films have very low loss tangent in the range of 1kHz to 1MHz where the average loss is about 0.0085. The leakage current and ferroelectric measurements show that the multilayered thin films have very low leakage current density and excellent ferroelectric properties. All the results above indicate that the BTO//STO multilayered thin films on Ni have excellent potential for the development of structural health monitoring applications.
- P.21: BenMaan Jawdat**, University of Houston  
**Superconductivity at 600 mK in a Novel Ternary Platinum Phosphide SrPt<sub>6</sub>P<sub>2</sub>**  
In the course of our search for novel superconducting materials, we have synthesized a novel, metal-rich ternary platinum phosphide superconductor with a unique structure type and an onset T<sub>c</sub> of 600 mK, SrPt<sub>6</sub>P<sub>2</sub>. The crystal structure was determined by single crystal X-ray diffraction, and features a unique three-dimensional anionic network of vertex-shared Pt<sub>6</sub>P trigonal prisms. Furthermore, we have investigated the superconductivity in this material resistively, magnetically, and calorimetrically. The results of these studies will be presented.



**P.22:** Likai Li, Fudan University

## High Mobility 2D Electron Gas in Black Phosphorus

Black phosphorus has recently emerged as a new member in the family of two-dimensional (2D) atomic crystals. It is a semiconductor with a tunable bandgap and high carrier mobility-material properties that are important for potential opto-electronic and high-speed device applications. In this work, we achieve a record-high carrier mobility in black phosphorus by placing it on hexagonal boron nitride (h-BN) substrate. The exceptional mobility of the 2D electron gas created at the interface allows us to observe quantum oscillations for the first time in this material. The temperature and magnetic field dependence of the oscillations yields crucial information about the black phosphorus 2DEG, such as cyclotron mass of the charge carriers and their lifetime. Our results pave the way to future research on quantum transport in black phosphorus.

**P.23:** Edward Lee, Cornell University


## Statistical Mechanics of the U.S. Supreme Court

We build simple models for the distribution of voting patterns in a group, using the Supreme Court of the United States as an example. The maximum entropy model consistent with the observed pairwise correlations among justices' votes, an Ising spin glass, agrees quantitatively with the data. While all correlations (perhaps surprisingly) are positive, the effective pairwise interactions in the spin glass model have both signs, recovering the intuition that ideologically opposite justices negatively influence each other. Despite the competing interactions, a strong tendency toward unanimity emerges from the model, organizing the voting patterns in a relatively simple "energy landscape." Besides unanimity, other energy minima in this landscape, or maxima in probability, correspond to prototypical voting states, such as the ideological split or a tightly correlated, conservative core. The model correctly predicts the correlation of justices with the majority and gives us a measure of their influence on the majority decision. These results suggest that simple models, grounded in statistical physics, can capture essential features of collective decision making quantitatively, even in a complex political context.

**P.24:** Tao Qu, University of Minnesota-Twin Cities

## Kambersky Damping in L10 Magnetic Materials of Ordered and Disordered States with Substitutional Defects

Effect of Substitutional Defects on Kambersky Damping in L10 Magnetic Materials: L10 phase alloys with high magnetic anisotropy play a key role in spintronics. The damping constant  $\hat{\Gamma}_{\pm}$  affects the energy efficiency. However, the intrinsic Kambersky damping reported experimentally differs among investigators and the effect of defects on  $\hat{\Gamma}_{\pm}$  is never investigated. Here, we apply Kambersky's torque correlation technique, within the tight-binding method, to L10 ordered and disordered alloys FePt, FePd, CoPt and CoPd. In the ordered phase, CoPt has the largest damping of 0.067 while FePd has the minimum value of 0.009 at room temperature. The calculated damping value of FePt 0.02 agrees well with the experiment. The main contribution to the damping is from spin-orbit interaction of the 3d transition elements in Pd-based alloys. Artificially shifting  $E_f$ , as might be accomplished by doping with impurity atoms, shows that  $\hat{\Gamma}_{\pm}$  follows the density of states at  $E_f$  in these four L10 alloys. We introduce lattice defects through exchanging the positions of 3d and non-3d transition elements in supercells. The damping increases with reduced degree of chemical order, due to the enhanced spin-flip channel. The two mechanisms in Kambersky damping-intraband and interband behave oppositely versus the degree of order. The intraband damping decreases quickly from ordered to disordered electronic states, while the interband monotonically increases when more defects are included.



American Physical Society  
One Physics Ellipse  
College Park, MD 20740-3844

